



# Brownie

## *Ingrédients :*




200 g chocolat



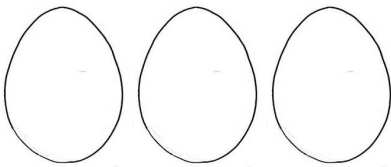
140g



200g sucre roux



175g




1






extrait de vanille

## *Recette :*



une casserole



Faire fondre à feu doux




Laisser refroidir 10 minutes.


Séparer les blancs et les jaunes d'oeufs.



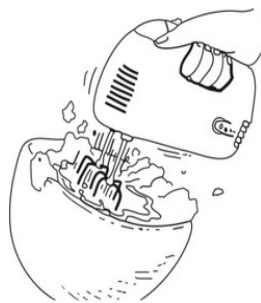
Ajouter les jaunes à la préparation avec le chocolat.



Ajouter ensuite la farine et la vanille.



Ajouter les blancs montés en neige.



Mettre au four 25 min à 180°.

