







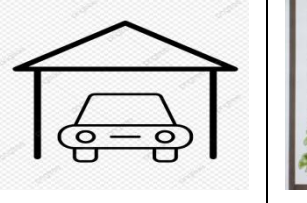



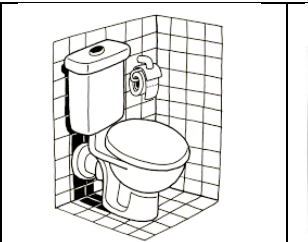





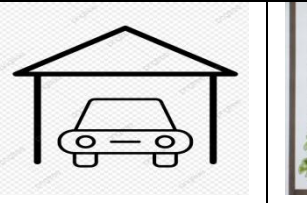



**Exercices audio semaine 4 :** Ecoute les enregistrements audio (site de l'école) puis numérote, au fur et à mesure, les images des pièces de la maison, de 1 à 10 ... (dans l'ordre où ils sont énoncés dans les enregistrements). Tu peux écouter l'enregistrement autant de fois que tu le souhaites.









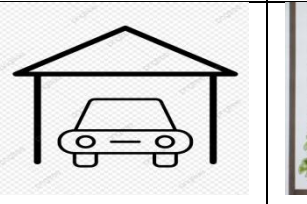

**Exercice 1 (enregistrement 1)**

				
7	10	1	5	4
				
6	9	8	2	3

**Exercice 2 (enregistrement 2)**

				
8	1	10	3	7
				
6	5	9	4	2

**Exercice 3 (enregistrement 3)**

				
4	9	10	1	3
				
7	6	5	2	8