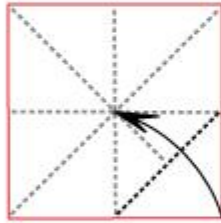


1.

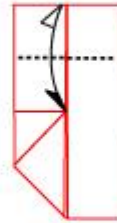
2

3

4



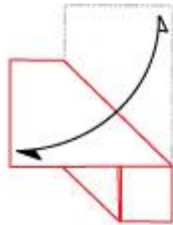
6



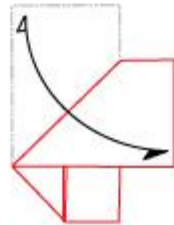
7



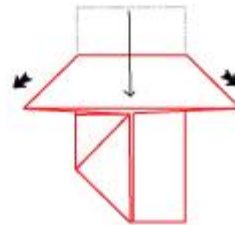
8



9



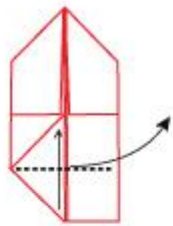
10



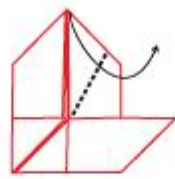
11



12



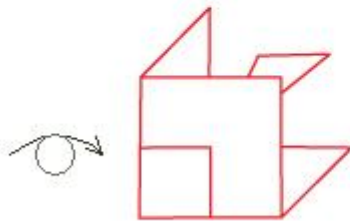
13



14



15



Plier et déplier pour marquer



Retourner le travail



Tirer



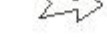
Plier vers l'avant



Plier vers l'arrière



Ouvrir



Pousser



Faire pivoter le travail